


Physical Data Organization

CPS 116
Introduction to Database Systems

Announcements (Tue. Nov. 15) ²

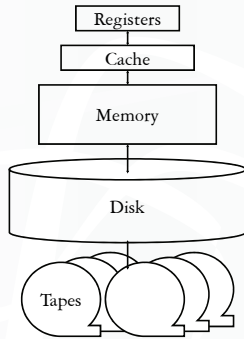
- ❖ Homework #3 sample solution available
- ❖ Homework #4 will not be officially assigned until next Tuesday
 - But you can already start with 4.1 on Gradiance

Outline ³

- ❖ It's all about disks!
 - That's why we always draw databases as 
 - And why the single most important metric in database processing is (oftentimes) the number of disk I/O's performed
- ❖ Storing data on a disk
 - Record layout
 - Block layout

Storage hierarchy

4



Why a hierarchy?

How far away is data?

5

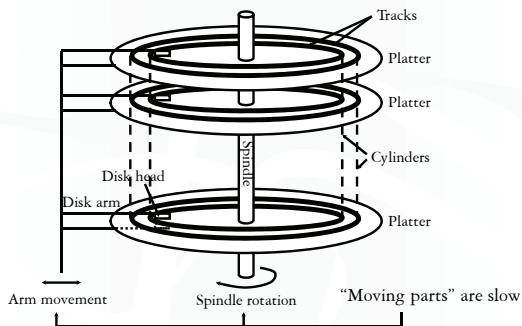
Location	Cycles	Location	Time
Registers	1		
On-chip cache	2		
On-board cache	10		
Memory	100		
Disk	10^6		
Tape	10^9		

(Source: AlphaSort paper, 1995)
The gap has been widening!

☞ I/O dominates—design your algorithms to reduce I/O!

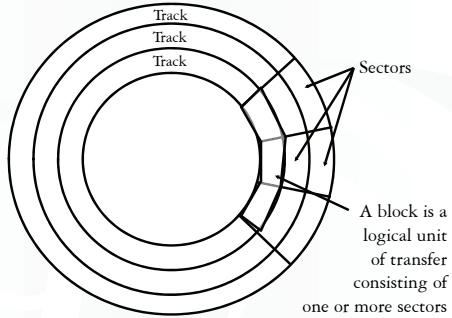
A typical disk

6



Top view

"Zoning": more sectors/data on outer tracks



Disk access time

Sum of:

- ❖ Seek time: time for disk heads to move to the correct cylinder
- ❖ Rotational delay: time for the desired block to rotate under the disk head
- ❖ Transfer time: time to read/write data in the block (= time for disk to rotate over the block)

Random disk access

Seek time + rotational delay + transfer time

- ❖ Average seek time
 - Time to skip one half of the cylinders?
 - Not quite;
 - "Typical" value: 5 ms
- ❖ Average rotational delay
 - Time for a half rotation (a function of RPM)
 - "Typical" value: 4.2 ms (7200 RPM)

Sequential disk access

10

Seek time + rotational delay + transfer time

- ❖ Seek time
 - 0 (assuming data is on the same track)
- ❖ Rotational delay
 - 0 (assuming data is in the next block on the track)
- ❖ Easily an order of magnitude faster than random disk access!

Performance tricks

11

- ❖ Disk layout strategy
 - Keep related things (what are they?) close together: same sector/block → same track → same cylinder → adjacent cylinder
- ❖ Double buffering
 - While processing the current block in memory, prefetch the next block from disk (overlap I/O with processing)
- ❖ Disk scheduling algorithm
 - Example: “elevator” algorithm
- ❖ Track buffer
 - Read/write one entire track at a time
- ❖ Parallel I/O
 - More disk heads working at the same time

Record layout

12

Record = row in a table

- ❖ Variable-format records
 - Rare in DBMS—table schema dictates the format
 - Relevant for semi-structured data such as XML
- ❖ Focus on fixed-format records
 - With fixed-length fields only, or
 - With possible variable-length fields

Fixed-length fields

13

- ❖ All field lengths and offsets are constant
 - Computed from schema, stored in the system catalog
- ❖ Example: `CREATE TABLE Student (SID INT, name CHAR(20), age INT, GPA FLOAT);`

0	4	24	28	36
142	Bart (padded with space)	10	2.3	
- ❖ Watch out for alignment
 - May need to pad; reorder columns if that helps
- ❖ What about NULL?

Variable-length records

14

- ❖ Example: `CREATE TABLE Student (SID INT, name VARCHAR(20), age INT, GPA FLOAT, comment VARCHAR(100));`
- ❖ Approach 1: use field delimiters ('\0' okay?)

0	4	8	16		
142	10	2.3	Bart\0	Weird kid!\0	
- ❖ Approach 2: use an offset array

0	4	8	16	18	22	32
142	10	2.3	Bart	Weird kid!		
			22	32		
- ❖ Put all variable-length fields at the end (why?)
- ❖ Update is messy if it changes the length of a field

LOB fields

15

- ❖ Example: `CREATE TABLE Student (SID INT, name CHAR(20), age INT, GPA FLOAT, picture BLOB(32000));`
- ❖ Decomposition (automatically done by DBMS and transparent to the user)
 - `Student(SID, name, age, GPA)`
 - `StudentPicture(SID, picture)`

Block layout

16

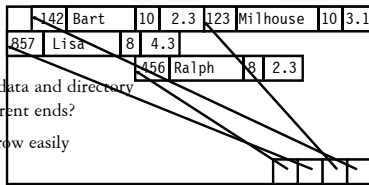
How do you organize records in a block?

- ❖ NSM (N-ary Storage Model)
 - Most commercial DBMS
- ❖ PAX (Partition Attributes Across)
 - Ailamaki et al., *VLDB* 2001

NSM

17

- ❖ Store records from the beginning of each block
- ❖ Use a directory at the end of each block
 - To locate records and manage free space
 - Necessary for variable-length records



Why store data and directory at two different ends?

Both can grow easily

Options

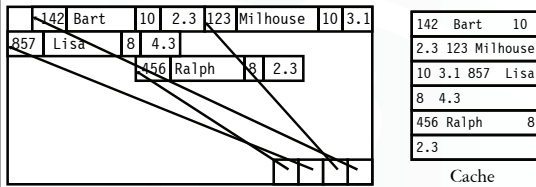
18

- ❖ Reorganize after every update/delete to avoid fragmentation (gaps between records)
 - Need to rewrite half of the block on average
- ❖ What if records are fixed-length?
 - Reorganize after delete
 - Only need to move one record
 - Need a pointer to the beginning of free space
 - Do not reorganize after update
 - Need a bitmap indicating which slots are in use

Cache behavior of NSM

19

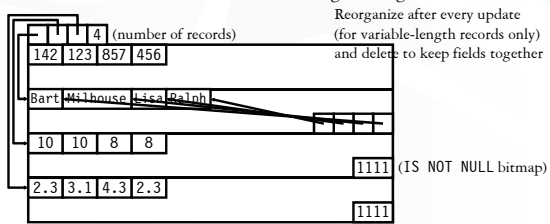
- ❖ Query: SELECT SID FROM Student WHERE GPA > 2.0;
- ❖ Assumption: cache line size < record size
- ❖ Lots of cache misses
 - SID and GPA are not close enough by memory standards



PAX

20

- ❖ Most queries only access a few columns
- ❖ Cluster values of the same columns in each block
 - When a particular column of a row is brought into the cache, the same column of the next row is brought in together



Summary

21

- ❖ Storage hierarchy
 - Why I/O's dominate the cost of database operations
- ❖ Disk
 - Steps in completing a disk access
 - Sequential versus random accesses
- ❖ Record layout
 - Handling variable-length fields
 - Handling NULL
 - Handling modifications
- ❖ Block layout
 - NSM: the traditional layout
 - PAX: a layout that tries to improve cache performance
