


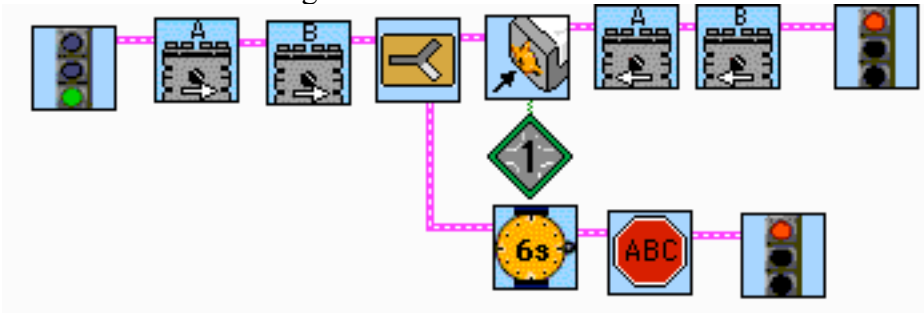


Task Splits

Use Show Context Help to find out what each of these icons are named and what they do. When might you use each?

	Name	Use
		
		
		

What does the following code do?



Fill in the blank spaces with icons that would turn on motors A and B, make pressing the touch sensor in port 1 stop motor A until it's released, pressing the touch sensor in port 2 stop motor B until it's released, and have the robot stop moving if nothing is pressed for 8 seconds.

